

REMEDIAL TEACHING ENGLISH

100 DAYS PROGRAMME WORK BOOK LEVEL – I

Name of the student : _____

Class : _____

School : _____

Subject teacher : _____



**State Council of Educational Research & Training
Amaravati,
Andhra Pradesh**

1 : Match the word with the picture.

WOOD



WALL



WATCH



2 : Fill the blank with correct letter.

___ APPY ___ ION ___ ORK

_____ AT _____ EG _____ HEEL

_____EN _____IKE _____HAT

3 : Match the capital letter with the small letter.

W
H
L

h
l
w

4 : Circle the letters W, H and L.


W H a l h s L W H n

[illegible]

Day 7, 8 Introducing Letters G, I, F

1 : Match the word with the picture.


GOAT



FOX



ICE CREAM



2 : Fill the blank with correct letter.

___ UN ___ OX LEA ___

_____CE KIN_____

3 : Match the capital letter with the small letter.

F
G
I
N

i
n
g
f

4 : Circle the letters G, I and F.

G M F I K f g i F m

[illegible]

Day9, 10 Introducing Letters J & K

1 : Match the word with the picture and ask the children to identify the letters J and K.

KING



JUG



KETTLE



2 : Fill the blank with correct letter.

OBRA

UNGLE

 EY

3 : Match the capital letter with the small letter.

J
K

k
j

4 : Circle the letters J and K.

j J A k J m K j

[illegible]

Day11, 12 Introducing Letters L, S

1 : Match the word with the picture.

LAMP



SUN



LORRY



2 : Fill the blank with correct letter.

 EAF

AMB

 HIP

TAR

3 : Match the capital letter with the small letter.

L
O
S

S
O
I

4 : Circle the letters 'L' and 'S'.

L s A i s S P s L I L

[illegible]

Day 13, 14 Introducing Letters U, M & R

1 : Match the word with the picture

DRUM



MAN



RAT



2 : Fill the blank with correct letter.

____ NCLE

ILK

____ OAD

3 : Match the capital letter with the small letter.

U
M
R

m
r
u

4 : Circle the letters U, M and S.


u R A r U m P s r R M

[illegible]

Day 15, 16 Introducing Letters Q, N

1 : Match the word with the picture and identify the letters 'Q' and 'N'.

QUILL



NEST



QUEUE



2 : Fill the blank with correct letter.

____ UEEN

ICE

QUESTION

 EAR

3 : Match the capital letter with the small letter.

Q
N

n
q

4 : Circle the letters Q and N.


n M q n Q N Q

[illegible]

Day17, 18 Introducing Letters P, N

1 : Match the word with the picture and identify the letters 'P' and 'N'.

POT



PEN



DUCK



2 : Place 'P' and get the word.

_____ OT

_____EN

____ OND

3 : Place '**d**' and get the word.

 uck oll

oor

HOME TASK

[illegible]

Day 19, 20 Introducing Letter - V

1 : Match the word with the picture and identify the letter V.

VAN



VASE



DOVE



2 : Fill the blank with correct letter.

____ IOLENE

CA _____ E

_____ IOLET

3 : Match the capital letter with the small letter.

V	y
O	v
Y	o

4 : Circle the letters V.

v B V y Y O P v r b V

HOME TASK

[illegible]

Day 21, 22 Introducing Letters O&X

1 : Match the word with the picture and identify the letters O and X.

OX



FOX



BOX



2 : Fill the blank with correct letter.

0_____

F X

FI_____

3 : Match the capital letter with the small letter.

A	o
O	x
X	a

4 : Circle the letters O and X.

O X A T T O P X X

[illegible]

Day23, 24 Introducing Letter Z

1 : Match the word with the picture and identify the letter V.

ZERO



ZEBRA

0

2 : Fill the blank with correct letter.

IP

00

3 : Match the capital letter with the small letter.

V
Z
Y

Z
V
y

4 : Circle the letter Z.

z B z Z Y O Z v Z b V

[illegible]

Day 25, 26 Alphabet chart reading

A	B	C	D	E	F
G	H	I	J	K	L
M	N	O	P	Q	R
S	T	U	V	W	X
Y	Z				

a	b	c	d	e	f
g	h	i	j	k	l
m	n	o	p	q	r
s	t	u	v	w	x
y	z				

A a	B b	C c	D d	E e	F f
G g	H h	I i	J j	K k	L l
M m	N n	O o	P p	Q q	R r
S s	T t	U u	V v	W w	X x
Y y	Z z				

Pack my box with five dozen liquor jugs.

A quick brown fox jumps over the lazy dog

Day 27, 28, 29

Introducing 'This' and 'That'

I: Fill in the blanks with 'this' and 'that'



_____ is a mango.

_____ is an apple.



2 : Make sentences.

This is
 a park.
 tree.
 flower.

Ex: - This is a park.

3 : Make sentences.

That is
 a mango.
 leaf.
 a gate.


Ex: - That is a mango.

4 :



Is this a tree ?

Yes, this is a tree.



Is this a flower ?

HOME TASK

This is
 a pen
 a pencil
 a slate
 a table
 a chair

Ex: - This is a pen.

Day 30, 31, 32

Introducing 'These' and 'Those'

1 : Fill in the blanks with These / Those

_____ are kites. _____ are tables.

_____ are toys. _____ are chairs.

_____ are balloons. _____ are pigs.

2 : Make sentences.

These are
 books. Ex:-These are books
 pens. _____
 bags. _____

3 : Make sentences.

Those are
 trees. Ex:-Those are birds.
 birds. _____
 flowers. _____

HOME TASK

1 : Write sentences using the table. One is for you.

These Those	are	bangles.
		windows.
		cats.
		dogs.
		goats.
		ducks

Ex. These are bangles.

_____ .
 _____ .
 _____ .
 _____ .
 _____ .
 _____ .

Note:- This book has reduced { compiled } as minimum pages for the convenient of Xerox to given each child.

yours
 P. Manohar Naidu,
 SGT,
 Chittoor (Dt)
 Ph No: 9491781106

Day 33, 34, 35

Introducing He, She & It

1 : Fill in the blanks with He, She, It.

_____ (He / She) is my father.

_____ (He / She) is my mother.

_____ (She / it) is my plate.

2 : Write the sentences using the table.

He	is	my Father
She		my Grand Mother
It		my bottle

1. _____

2. _____

3. _____

3 : Write the sentences using the table.

He	is	my Mother
She		my Grand Father
It		my glass

1. _____

2. _____

3. _____

HOME TASK

1 : Find and circle He, She and It in the sentences.
One is done for you.

Ex : It is my School.

1. He is my grand father.

2. She is my grand mother.

3. It is my book.

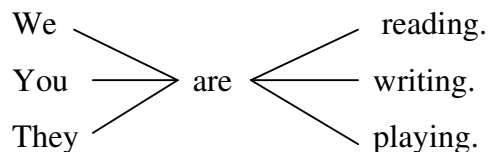
4. He is my brother.

5. She is my sister.

Day 36, 37, 38

Introducing 'We', 'You' and 'They'

1 : Make sentences.



Ex:-. We are reading.

1. _____

2. _____

2 : Fill in the blanks with the words given in the brackets.

1. _____ (We / You) are people.

2. _____ (We / You) are a boy.

3. _____ (You / They) are friends.

HOME TASK

1 : Write sentences using the table.

We	are	friends
You		reading
They		playing

1. _____

2. _____

3. _____

2 : Fill in the blanks with the words given in the brackets.

1. _____ (We / You) are relatives.

2. _____ (We / You) are a girl.

3. _____ (We / You) are partners.

Day 39, 40, 41

Introducing 'I' 'am'

1 : The teacher has to entrust the various roles to the children and ask them to perform. And fill in the blanks.



I am a policeman.

_____ a potter.



_____ a postman.

_____ a doctor.



_____ a nurse.

2 : Think that you are in this profession. Now answer the questions.

1. Who are you ?

_____ a teacher.



2. Who are you ?

_____ a Driver.



3. Who are you ?

_____ Fisherman.



4. Who are you ?

_____ a Conductor.



HOME TASK

1 : Frame some sentences using given data. One is done for you.

I am $\left\{ \begin{array}{l} \text{a Teacher.} \\ \text{a washer man.} \\ \text{a fisher man.} \end{array} \right.$ Ex:- I am a Teacher. _____

I am $\left\{ \begin{array}{l} \text{a potter.} \\ \text{a driver.} \\ \text{a conductor.} \end{array} \right.$ Ex:- I am a Teacher _____

2 : Fill in the blanks choosing the right word.

I _____ (am / is / are) a bowler.

I _____ (am / was / were) a student, I am in 5th Class.

I _____ (am / does / had) a batsman.

Day 42, 43, 44

Introducing 'Have' and 'Has'

1 : Fill in the blanks with the words 'Have' and 'Has'.

I _____ a pen.

We _____ a house.

You _____ a friend.

He _____ a pencil.

She _____ a sister.

It _____ a tail.

They _____ a car.

2 : Make sentences.

I _____ a bag. Ex:- I have a bag.
We $\left\{ \begin{array}{l} \text{have} \\ \text{have} \end{array} \right.$ $\left\{ \begin{array}{l} \text{a bag.} \\ \text{a book.} \end{array} \right.$ _____
They $\left\{ \begin{array}{l} \text{have} \\ \text{have} \end{array} \right.$ $\left\{ \begin{array}{l} \text{a bag.} \\ \text{a shop} \end{array} \right.$ _____

He $\left\{ \begin{array}{l} \text{has} \\ \text{has} \end{array} \right.$ $\left\{ \begin{array}{l} \text{a bicycle.} \\ \text{a scooter.} \end{array} \right.$ Ex:- He has a bicycle
She $\left\{ \begin{array}{l} \text{has} \\ \text{has} \end{array} \right.$ $\left\{ \begin{array}{l} \text{a bicycle.} \\ \text{a scooter.} \end{array} \right.$ _____
It $\left\{ \begin{array}{l} \text{has} \\ \text{has} \end{array} \right.$ $\left\{ \begin{array}{l} \text{a bicycle.} \\ \text{a cage.} \end{array} \right.$ _____

3 : Write the sentences using the table.

I	have	a shirt	I have a shirt.
You	have	a pet	_____
It	has	dog	_____
They	has	wings	_____
		friends	_____

4 : Fill in the blanks with the words 'We, You & They'

1. _____ are friends.

2. _____ are students.

3. _____ are players.

5 : Find the circle 'We', 'You' and 'They' in the following sentences.

1. Where are you going ?

2. What do we do now ?

3. Are they your friends ?

4. We are going to picnic today.

5. Are you happy ?

HOME TASK

1 : Write sentences using the table.

I	have	a pen.	I have a Pen
We	have	a dog.	_____
You	have	books.	_____
They	have	chairs	_____

Day 45, 46, 47

Introducing 'my' and 'our'

1 : Read the following statements and circle the correct word.

1. He is our / my Headmaster.
2. This is our / my library.
3. We keep our / my school clean.
4. I like our / my school.
5. This is our / my classroom.

2 : Make as many sentences as possible on your own by using the table given below.

This That	is	our my	school.
			classroom.
			playground.
			library

1. _____
2. _____
3. _____
4. _____

HOME TASK

1 : Write sentences using the table.

This That	is	our my	bag
			pen
			car
			school

1. _____
2. _____
3. _____
4. _____

2 : Write sentences using the table.

It	is	their	Lorry
			Bus
			Building
			Hostel

Day 48, 49, 50

Introducing 'your' and 'their'

1 : Fill in the blanks with suitable words given in the brackets.

1. What is _____ (your / their) favorite colour.
2. Who is _____ (your / their) Headmaster.
3. The boys are playing with _____ (your / their) ball.
4. They are celebrating festival with _____ (your / their) family.
5. Who is _____ (your / their) class teacher.
6. The girls are dancing with _____ (your / their) team.

2 : Make as many sentences as possible on your own by using the table given below.

It	is	their	house.
			car.
			property.
			bicycle.
			scooter.

1. _____
2. _____
3. _____
4. _____
5. _____

3 : Write sentences using the table.

What Where	is	your	name
			father
			school
			bag
			pencil

1. _____
2. _____
3. _____
4. _____
5. _____

HOME TASK

1 : Write sentences using the table.

What Where	is	your	Hostel
			Mother
			Car
			Father

Day 51, 52, 53


Introducing 'his' and 'her'

He is working in an office. It is his office.



The boy is wearing a school bag. It is his school.

A man is reading a book. It is his book.



A girl is riding a bicycle. It is her bicycle.

A girl is holding a doll. It is her doll.



2 : Write as many sentences as possible by using the table.

	is	her	chair.
		his	neck.
			toy.
			bag.
			t.v.
			eraser.
			pen.

1. _____
2. _____
3. _____
4. _____
5. _____
6. _____
7. _____

HOME TASK

Fill in the blanks with the words given in bracket (his / her)



1. He is working in an office.
It is _____ office.

2. The boy is wearing a school bag.
It is _____ school.



3. A man is reading a book.
It is _____ book.



4. A girl is riding a bicycle.
It is _____ bicycle.

5. A girl is holding a doll.
It is _____ doll.



Day 54, 55

Introducing 'A', 'An' and 'The'

1 : Place these words under correct headings.

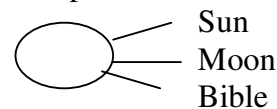
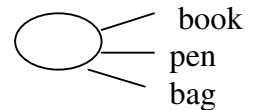
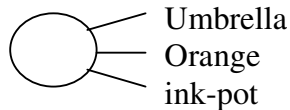
ball, apple, Sun, pen, orange, Moon, book,
egg, Himalayas, ice-cream, Guitar, box,
inkpot, Flute, bag, Ramayana

a	an	the

2 : Look & show :

The teacher has to divide the class in to 2 or 3 groups. He / She has to give each group 'a', 'an' and 'the' cards. Now the teacher shows a picture (a word and without an article) to one group then one child from that group has to show the relevant article card. If the child fails to show the right article card he loses a point and the turn goes to the next group. Suppose the teacher shows the picture of an ox. The child has to show the flash card containing article 'an.' Then the teacher utters the word 'an ox'.

3.: Place the correct article in the circles given below.



HOME TASK

Fill in the blanks with the appropriate article.

1. I write with _____



2. We play with _____



3. She eats _____



4. It is _____



5. _____ shines brightly.



Day 56, 57

Introducing 'in', 'on' and 'under'

1 :



1. Where is the carrot ?

The carrot is _____ .

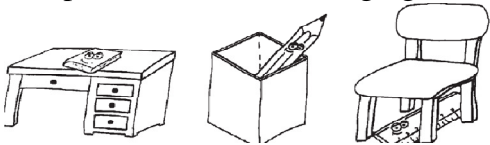
2. Where is the tomato ?

The tomato is _____ .

3. Where is the pumpkin ?

The pumpkin is _____ .

2 : Your friend kept his belongings in different places help him to find his belongings.



a) Where is his book ? Answer :

_____ .

b) Where is his pencil ? Answer :


_____ .

a) Where is his ruler ? Answer :

_____ .

3 : Match the following.

1. A cat is in the box.



2. A dog is under the table.




3. A dog is on the house.



HOME TASK


1 : Write sentences for the following pictures.



1. _____

2. _____

3. _____



1. _____

2. _____

2: Choose the correct preposition to complete the sentence.

1. The egg is _____ the nest.
(in, on, under)



2. The girl is _____ the tree.
(in, on, under)



3. A jug is _____ the table.
(in, on, under)



4. A bear is _____ the jungle.
(in, on, under)



5. Man is sitting _____ a tree.
(in, on, under)



6. A key is _____ a lock.
(in, on, under)



Day 58, 59

Introducing 'birds'

1 : Match the word with the picture.

Duck



Peacock



Parrot



Eagle



Crow



Hen



Pigeon



HOME TASK

1 : Fill in the blanks with appropriate letter.

1. H ____ n 5. Ea ____ le

2. D ____ ck 6. C ____ ow

3. Pea ____ o ____ k 7. C ____ ck

4. Par ____ ot 8. Pig ____ o ____ .

2 : Look at the picture and unscramble the word.

1. Hne : _____



2. Dcku : _____



3. pkeacoc : _____



4. rrapot : _____



5. elage : _____



6. ocwr : _____



7. kcco : _____



8. pgeino : _____



Day 70, 71

Introducing 'Colours'

1 : Colour the balloons with the colours given under them.



Red



Green



Yellow



Blue

2 : Colour the letters.

Colour the letter 'M' with red.

Colour the letter 'A' with yellow.

Colour the letter 'H' with green.

Colour the letter 'U' with blue.

Colour the letter 'S' with brown.


Colour the letter 'N' with black.

Colour the letter 'D' with orange.



HOME TASK

1. Draw any picture you like and colour it.



Day 60, 61

Introducing 'animals'

1 : Match the following pictures with the words.


cat



dog




cow




pig



sheep



donkey



ox



goat

2 : Count and write the right word.



3 _____



4 _____



5 _____



1 _____

2 _____



HOME TASK

1 : Match the following pictures with the words.

cat



dog

cow



pig




sheep



donkey



ox



goat



2 : Look at the picture and unscramble the word and get the right area.

1. Nodkey : _____




2. Peesh : _____



3. Toag : _____



4. Woc : _____



5. Gip : _____



Introducing 'Vegetables'

1 : Read and match.



Beans



Pumpkin



Tomato



Ladyfingers



Carrot



Cabbage



Potato



Onion



Cali flower



Brinjal

2 : Choose the right words for the picture from the box.

Onion	Cabbage	Carrot
Ladyfingers	Pumpkin	Beans



HOME TASK

1 : Fill in missing vowels for each of the following.

1. p _ _ t _ _ t _ _



2. c _ _ rr _ _ t



3. p _ _ mpk _ _ n



4. t _ _ m _ _ t _ _



5. br _ _ nj _ _ l



2 : Write the word in the place of picture.

1. I like



2. I do not like



3. I like



4. I do not like




Note:- This book has reduced { compiled } as minimum pages for the convenient of Xerox to given each child.

yours
P. Manohar Naidu,
SGT,
Chittoor (Dt)
Ph No: 9491781106

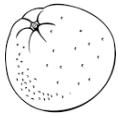
Introducing 'Fruits'

1.



1. Ap ____ le

2. Ban ____ n ____



3. Or ____ ng ____



4. M ____ ngo




5. Gr ____ pes



6. P ____ paya

2 : Count the fruits and write the number below.




Apples _____

Bananas _____

Mangoes _____


Oranges _____

3 : Colour the following fruits

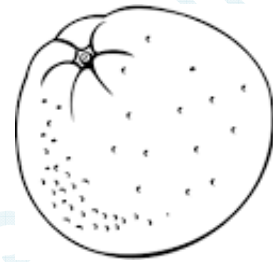


Banana

Apple



Mango



Orange



Papaya

HOME TASK

1 : Write 'yes' or 'no' to these questions.

1. Do you like apples ? _____

2. Do you like mangoes ? _____

3. Do you like oranges ? _____

4. Do you like custard apples ? _____

5. Do you like a pomegranate ? _____

6. Do you like a papaya ? _____

7. Do you like bananas ? _____

8. Do you like a guava ? _____

Day 66, 67

Introducing 'Flowers'

1 : Write the correct number in front of each word.

Marigold

Lotus

Lilly

Hibiscus

Jasmine

Rose



1



2



3



4



5



6

2 : Read and match.

Marigold



Lotus



Lilly



Hibiscus



Jasmine



Rose



3 : Identify the flower and write the name.



a. _____



b. _____



c. _____



d. _____



e. _____



f. _____

HOME TASK

1. Count the flowers and write its names



The number of Lotuses = _____

The number of Marigolds = _____

The number of Jasmines = _____

The number of Roses = _____

Day 68, 69

Introducing 'Vehicles'

1 : Match the vehicle with its name.

Bus



Train



Car



Lorry



2 : Make the sounds of the following vehicle.

Ex : Bicycle tring tring

Bike _____

Car _____

Train _____

Auto _____

HOME TASK

1. Select the right word from the box and write under the picture.

Auto	Bus	Car	Jeep
Bike	Train	Lorry	Bicycle



1. _____



2. _____



3. _____



4. _____



5. _____



6. _____



7. _____



8. _____

Day 72, 73

Introducing 'Professions'

1 : Match the words with picture.

Teacher



Doctor



Policeman



Postman



Potter



Nurse



Washer man



Milk man



Driver



Conductor



2 : Tick the right word under the each picture.



1. Teacher

2. Doctor

3. Nurse



1. Conductor

2. Driver

3. Potter



1. Driver

2. Doctor

3. Potter



1. Teacher

2. Washer man

3. Policeman



1. Policeman

2. Postman

3. Teacher



1. Washer man

2. Policeman

3. Postman

HOME TASK

1. Pick the right word from the box and write it under the picture.

Conductor	Milkman	Potter
Barber	Nurse	Teacher
Doctor	Driver	



a. _____



b. _____



c. _____



d. _____



e. _____



f. _____

Day 74, 75

Things we use often - 1

1 : Look and say.



2 : Match the following pictures with the respective words.



BED



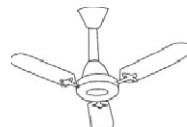
COT



FAN



TELEVISION



RADIO

3 : Match the following pictures with the respective words.



COMB



CELLPHONE



BULB



MIRROR



CUPBOARD

HOME TASK

1: Look at the model writing carefully and copy the same word in the space given.

TELEVISION

MIRROR

RADIO

BED

CAT

LIGHT

FAN

COMB

CELLPHONE

Television

mirror

radio

bed

cat

light

fan

comb

cellphone

Television

mirror

radio

bed

cat

light

Day 76, 77

Things we use often - 2

1 : Match the following pictures with the respective words.

PEN



BAT



BAG



BOOK



ERASER



2 :



SHARPNER



BOX



PENCIL



BALL



SCALE

3 : Write the spelling of the word both in capital and small letter the line provided for you.





















3 : Look at the picture and fill in the blank.



p ____ nc ____ l



er ____ s ____ r



s ____ al ____



sha ____ p ____ er



b ____ ____ k

Note:- This book has reduced { compiled } as minimum pages for the convenient of Xerox to given each child.

yours
P. Manohar Naidu,
SGT,
Chittoor (Dt)
PH No: 0401781100

HOME TASK

1. Look at the model writing carefully and copy the same word in the space given.

BAG

PEN

PENCIL

ERASER

SHARPNER

BOOK

SCALE

BAT

BALL

BOX

SCALE

BAT

BALL

pen

pencil

eraser

sharpener

book

scale

bat

ball

box

pencil

eraser

sharpener

book

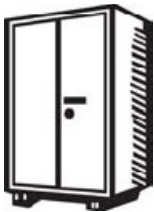
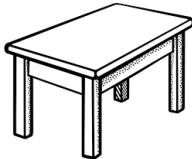
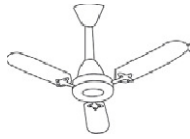
scale

bat

Day 78, 79

Things we use often - 3

1 : Write the name of the thing.



2 : Match the following pictures with the respective words.


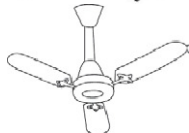
BENCH

BLACKBOARD

TABLE

FAN

DUSTER



3 : Match the following pictures with the respective words.

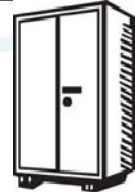

CHAIR

CHALK

DOOR

ALMARAH

WINDOW



HOME TASK

1. Look at the writing carefully and copy the same word in the space given.

BLACK BOARD

CHAIR

BENCH

black board

table

chair

bench

duster

Day 80, 81

Introducing Action words

1 : Fill in the blanks with the words given in bracket (presenting, selling, taking and buying)



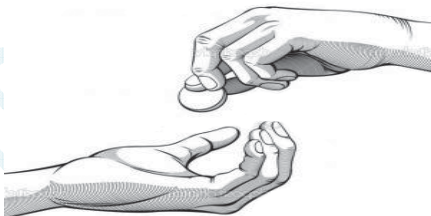
They are _____ fruits.



He is _____ vegetables.



They are _____ a gift.



He is _____ a pen.

HOME TASK

1 : Write the sentences using table.

Ramu	is	selling
Somy		buying
Sita		giving

- _____
- _____
- _____

2 : Write the sentences using table.

They He She	are is	bringing
		taking
		buying
		giving

- _____
- _____
- _____
- _____

Note:- This book has reduced { compiled } as minimum pages for the convenient of Xerox to given each child.

yours
P. Manohar Naidu,
SGT,
Chittoor (Dt)
Ph No: 9491781106

Day 82, 83


Introducing Action words

1 : Fill in the blanks.

[Talking , Knocking, Watering, Cutting Washing]



They are _____



He is _____



She is _____



He is _____



She is _____

2 : Make sentences

They He She	are is	talking
		opening
		running
		jumping

- _____
- _____
- _____
- _____

3 : Answer the questions.

1. Is he pushing ?

A. No he isn't.

He is pulling



2. Is he walking ?

A. _____



3. Is he closing ?

A. _____

4. Are they talking ?

A. _____



HOME TASK

1 : Write the sentences using table.

He She I You They	am are is	talking
		opening
		watering
		washing
		pushing
		pulling

- _____
- _____
- _____
- _____
- _____
- _____

2 : Write the sentences using table.

He She I You They	am are is	buying
		selling
		giving
		talking
		bringing

- _____
- _____
- _____
- _____
- _____
- _____

3 : Make sentences

He She	is	buying
		selling
		giving
		talking
		bringing

- _____
- _____

Day 84, 85

Action words - run, walk, jump, say & look

1 : Fill in the blanks.

He is _____



She is _____



He is _____



She is _____



2 : Make sentences.

a)

He _____ is _____
She _____ is _____

walking
running
jumping
saying
looking

Eg. He is walking.

b)

They _____ are _____

walking
running
jumping
saying
looking

Eg. They are walking.

3 : Answer the questions.

1. Is she drinking ?

A. No she isn't.

She is saying.



2. Is he walking ?

A. _____

3. Is he running ?

A. _____



HOME TASK

1 : Write the sentences using table.

He		walking
She	am	running
I	are	jumping
You	is	saying
They		looking

- _____
- _____
- _____
- _____
- _____
- _____

Note:- This book has reduced { compiled } as minimum pages for the convenient of Xerox to given each child.

yours
P. Manohar Naidu,
SGT,
Chittoor (Dt)
Ph No: 9491781106

Introducing Action words

1 : Fill in the blanks.

He is _____



He is _____

He is _____



He is _____

He is _____



He is _____

2 : Make sentences

He

is

combing
reading
drawing
playing
dancing

She

Eg. 1. He is combing.

2. _____

3. _____

4. _____

5. _____

3 : Answer the questions.

1. Is he reading ?

A. No he isn't.

He is playing.



2. Is he eating ?

A. _____



3. Is he writing ?

A. _____



HOME TASK

1: Write the sentences using table.

He	am	reading
She	are	drawing
I	is	playing
You		dancing
They		singing
		writing

1. _____

2. _____

3. _____

4. _____

5. _____

6. _____

Note:- This book has reduced { compiled } as minimum pages for the convenient of Xerox to given each child.

yours
P. Manohar Naidu,
SGT,
Chittoor (Dt)
Ph No: 9491781106

Day 88, 89, 90

**Introducing Action words wake,
brush, bath, eat, drink & go**

1 : Fill in the blanks.

She is _____



He is _____

He is _____



He is _____

2 : Make sentences

He She	is	sleeping
		waking up
		drinking
		eating
		going

3 : Answer the questions.

1. Is she sleeping ?

A. No he isn't.

She is brushing.



2. Is he eating ?

A. _____



3. Is he going to school ?

A. _____



HOME TASK

1. Write the sentences using table.

He She I You They	am are is	sleeping
		eating
		drinking
		bathing
		brushing

- _____
- _____
- _____
- _____
- _____

Note:- This book has reduced { compiled } as minimum pages for the convenient of Xerox to given each child.

yours
P. Manohar Naidu,
SGT,
Chittoor (Dt)
Ph No: 9491781106