

REMEDIAL TEACHING ENGLISH

100 DAYS PROGRAMME WORK BOOK

LEVEL – 2

Name of the student : _____

Class : _____


School : _____

Subject teacher : _____



State Council of Educational Research & Training
Amaravati,
Andhra Pradesh

Introducing letters - B, M, F



B	b
	o
	y

F	d
	f
	e

M	h
	g
	m

B b M m
F f

yours
P. Manohar Naidu,
SGT,
Chittoor (Dt)
Ph No: 9491781106

B b F f M m

www.gsrmaths.in

By P. Manohar Naidu, Chitoor District

Day 4, 5, 6

Introducing Letters - D, S, P

1 : The teacher has to colour some letters which are shown below and ask the children to colour the remaining letters carefully.

D S P


d s p

2 : Match the pictures with their initial letters.

D

S

P



HOME TASK

1 : Observe how the letters are written on four lines and copy them carefully.

D d S s P p

This image shows a full page of white paper with horizontal grey ruling lines. The lines are evenly spaced and run across the width of the page, providing a template for writing or drawing. There are no margins, text, or other markings on the page.

Day 7, 8, 9

Introducing Letters - V, T, L

1 : The teacher has to read the following words aloud for two or three times and ask the children to write down the words that start with V, T, L in the space given.

Van,	Teapot,	Lotus,	Lamp,	Train
Tiger,	Vote,	Lock,	Violin	

V	_____	_____	_____
T	_____	_____	_____
L	_____	_____	_____

2 : The small letters of V, T, L are hidden in cup. Find and circle them.



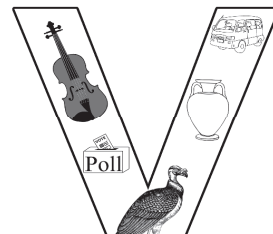
HOME TASK

1 : Observe how the letters are written on four lines and copy them carefully.

Vv Tt Ll

[illegible]

2 : Craft Write big V, T, L letters on charts (almost 2 feet high) and fill them with the pictures that start with the above said letters.
Ex :



Day 10, 11, 12

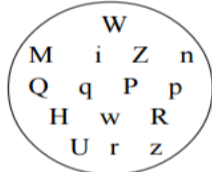
Introducing Letters - Z, N, W

1 : Write the small letters of the given capital letters choosing from the circle.

Z _____

N _____

W _____



2 : Match the pictures with their initial letters.



Z

N

W

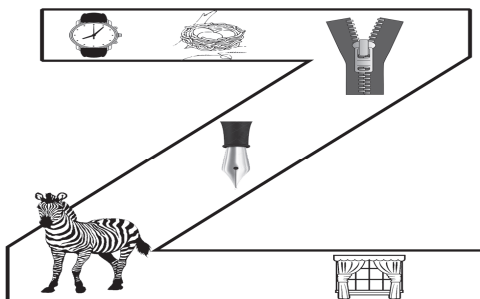


HOME TASK

1 : Observe how the letters are written on four lines and copy them carefully.

Z z N n W w


2 : **Craft** Write big Z, N, W letters on charts (almost 2 feet high) and fill them with the pictures that start with the above said letters.



Day 13, 14, 15

Introducing Letters - J, K, H

1 : The small letters of J, K, H are hidden in the jug, find and circle them.



2 : The teacher has to read the following words aloud for two or three times and ask the children to write down the words that start with J, K, H in the space given.

Jug,	Kite,	Hat,	Jeep,	Key,
Joker	King,	Hen		

J _____

K _____

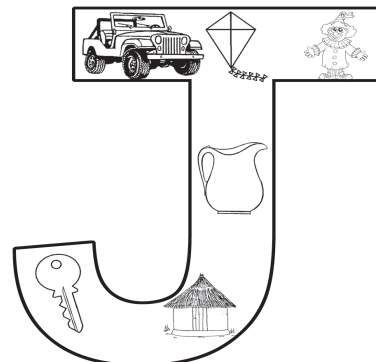
H _____

HOME TASK

1 : Observe how the letters are written on four lines and copy them carefully.

J j K k H h

2 : **Craft** Write big J, K, H letters on charts (almost 2 feet high) and fill them with the pictures that start with the above said letters.
Ex :



Day 16, 17, 18

Introducing Letters - C, G, Y

1 : Place the words from the box properly in the blank against their initial letter.

Cup,	Gun,	Yarn,	Cat,	Girl
Yak,	Cap,	Goat,	Yatch	

C _____

G _____

Y _____

2 : Circle the letters C, G, Y (as well as their small) in the tea cup.



HOME TASK

1 : Observe how the letters are written on four lines and copy them carefully.

C c G g Y y

2 : **Craft** Write big C, G, Y letters on charts (almost 2 feet high) and fill them with the pictures that start with the above said letters. Ex :



Day 19, 20, 21

Introducing Letters - R, A, O

1 : Match the letter with the picture.



Exercise-2 : Join the dots, get the letters and colour them.




HOME TASK

1 : Observe how the letters are written on four lines and copy them carefully.

R r A a O o

2 : **Craft** Write big R, A, O letters on charts (almost 2 feet high) and fill them with the pictures that start with the above said letters.



Day 22, 23, 24


Introducing Letters - I, U, E

1 : Write down the words that start with I, U, E in the space given.

Ice cream , Umbrella, Egg, Iron box
Uniform, Elephant, Igloo, Unicorn
Eagle

I _____
U _____
E _____

2 : Join the dots, get the letters and colour them.




HOME TASK

1 : Observe how the letters are written on four lines and copy them carefully.

I i U u E e

2 : **Craft** Write big I, U, E letters on charts (almost 2 feet high) and fill them with the pictures that start with the above said letters.

Ex :



Day 25, 26

Introducing Letters - Q, X

1 : Write down the words that start with Q and X in the space given.

Queue Queen X-ray
X-mas tree Quill Xebec

Q _____
X _____

2 : Copy the given letters.

A a B b C c D d E e F f

G g H h I i J j K k L l M m

N n O o P p Q q R r S s T t

U u V v W w X x Y y Z z

HOME TASK

1 : **Craft** Write big Q, X letters on charts (almost 2 feet high) and fill them with the pictures that start with the above said letters.

Ex :



Day 27, 28

Introducing Animals

1 : Unscramble and match the following words with the pictures. One is done for you.

Ex :



Elephant

Tplehane


Ragiffe

Noli

Eitgr

Aber

Nkmoey



2 : Supply the appropriate vowel and get the word. (a, e, i, o, u)

1. t _ _ g _ _ r

2. m _ _ nk _ _ y

3. _ _ l _ _ ph _ _ nt

4. b _ _ _ r

5. l _ _ _ n

6. g _ _ r _ _ ff _ _

HOME TASK

1 : Write the plural forms: One is done for you....

Bear - Bears

Lion - _____

Tiger - _____

Elephant - _____

Monkey - _____


Giraffe - _____

2 : Observe the pictures and fill up the blanks.

I am an _____

I live in _____

I eat _____




I am a _____

I live in _____

I eat _____

3 : Use these words in the blanks :



Tiger : _____

Lion : _____

Day 29, 30

Introducing "I, we, he, she, it, you, they"

1 : Match the following.



They



She



We



It



He

2 : Observe the picture and complete the following sentences.

1. _____ am Rajesh. (I / he)

2. _____ is my sister. (he / she)

3. _____ is my brother. (he / she)

4. _____ are my friends. (we / they)

5. _____ is my pet. (it / you)

6. _____ are one family. (we / they)



HOME TASK

1 : Fill in the blanks using {"I, we, you, he, she, it, they".}

1. _____ am Babu.

2. _____ are friends.

3. _____ have a bicycle.

4. _____ is my Father.

5. _____ is my Mother

6. _____ is doggy.

7. _____ are playing in the sand.

2 : Observe the picture and practice the conversation.

Mahesh : Hi, friend I am Mahesh.

Dinesh : Hello I am Dinesh.

Mahesh : Who is he ?

Dinesh : He is my brother. Who is she ?

Mahesh : She is my sister.

Dinesh : Ohh, nice. Who are they ?

Mahesh : They are my classmates.

Dinesh : Is it your school ?

Mahesh : Yes it is my school.

Dinesh : Ok. Thank you Mahesh. I am going.

Mahesh : Thank you. Have a nice day.

Dinesh : You are welcome.



Day31, 32 Introducing Birds

1 : Match the words with pictures.

1. Hen () A

2. Cock () B

3. Crow () C

4. Duck () D

5. Eagle () E

6. Pigeon () F



2 : Choose the correct word and put the tick mark.



- a) Eagle
- b) Parrot
- c) Sparrow



- a) Peacock
- b) Dove
- c) Crow



- a) Kingfisher
- b) Pigeon
- c) Sparrow



- a) Duck
- b) Crane
- c) Sparrow



- a) Swan
- b) Dove
- c) Pigeon



- a) Vulture
- b) Pigeon
- c) Owl

3 : Observe the pictures and fill the blanks.

I am a _____ .

I am _____ in colour.

I can _____ melodiously.



I am a _____ .

I have a _____ beak.

I have _____ feathers



4 : Write the word under the each picture.













HOME TASK

1 : Observe the pictures and fill up the blanks.



I am a _____ .

I am a beautiful _____ .

I have _____ feathers.

I can _____ beautifully.

2 : Copy the words given below.

Parrot

Peacock


Kingfisher

Duck

Day 33, 34

Introducing Birds





1 : Make sentences with the following words.
One is done for you.



Ex : These are vegetables /
Those are carrots /
This is a carrot.




1. _____
2. _____
3. _____
4. _____
5. _____




2 : Fill in the blanks with this / that.




1.  _____ is a ball.
2.  _____ is a mango.
3. _____ . 
4. _____ . 

HOME TASK




1. Make sentences.

- (a) This is  a pen 1. _____
 a bag 2. _____
 an apple 3. _____

- (b) That is  an egg 1. _____
 a parrot 2. _____
 a tiger 3. _____

- (c) These are  books 1. _____
 tables 2. _____
 balls 3. _____

2 : Complete the words and make sentences.

- (a) Those are  1. _____ 1. _____
 2. _____ 2. _____
 3. _____ 3. _____

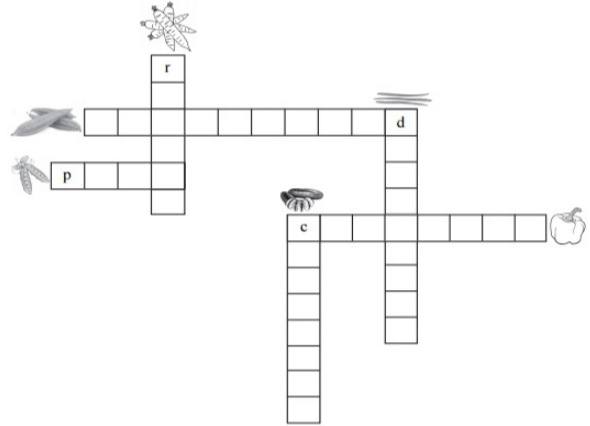
Day 35, 36

Introducing - Vegetables

1 : Write the names of the vegetables that starts with.










1. B _____ 5. Cu _____
2. C _____ 6. R _____
3. P _____ 7. S _____
4. D _____ 8. Bi _____

2 : Look at the picture and fill the puzzle.



HOME TASK

1 : Match the following.

- | | | |
|-----------------|-----|---|
| 1. Bottle gourd | () | A  |
| 2. Ridge gourd | () | B  |
| 3. Snake gourd | () | C  |
| 4. Peas | () | D  |
| 5. Radish | () | E  |
| 6. Capsicum | () | F  |
| 7. Cucumber | () | G  |
| 8. Drumsticks | () | H  |
| 9. Bitter melon | () | I  |

2 : Supply the missing letters and get the gourds.

- b _ _ ttl _ _
 sn _ _ ke
 r _ _ dg _ _
 b _ _ tt _ _ r
- gourd

Day 37, 38

Introducing - my, our, your, his, her, its, their

1 : Give the correct word from the bracket.

1. It's _____ book. (I, my)
2. These are _____ bags. (we, our)
3. I have taken _____ pen. (you, your)
4. I want to meet Madhu and borrow _____
(he / his) mobile.
5. Madhavi has a problem with _____
(she / her) computer.
6. The boys are playing cricket. _____
(They / Their) bats are kept here.

2 : Match the following words :

A		B
1. I	()	(a) Its
2. We	()	(b) His
3. You	()	(c) Our
4. He	()	(d) My
5. She	()	(e) Your
6. It	()	(f) Their
7. They	()	(g) Her

HOME TASK

1 : Fill up the following conversation with the appropriate words.

Raju : Good morning, Balu.

Balu : Good morning Raju.

Raju : What is _____ programme today ?
(you, your)

Balu : Today I visit _____ uncle. (I, my)

Raju : Oh! Where is _____ home ? (he,his)

Balu : It's in Vijayawada. Do you like to come
with me ?

Raju : Sure..... When does _____ but
start here ? (we, our)

Balu : At 10 a.m. But I don't know _____
seat availability. (it, its)

Raju : Balu, my aunt is an officer at bus
station. I call _____ enquire the
position. (she, her)

Balu : Some times, officers are busy with
_____ schedule. (they, their)

Day 39, 40

Introducing - Flowers

1 : Look at the picture and fill the missing letters.

1. J ____ sm ____ ne



3. M ____ r ____ gold



5. L ____ ly



2. R ____ se



4. H ____ b ____ scus



6. W ____ x flower



2 : Match the pictures with the words.

Lotus



Chrysanthemum



Wax flower



Sunflower



chrysanthemum



3 : Look at this description and try the other.

1). chrysanthemum

I am chrysanthemum.

I look beautiful.

I smell so sweet, I am red in colour



2).



wax flower

I am _____.

I look _____.

I smell so _____.

I am _____ in colour.

HOME TASK

1 : Your friends and you like different flowers. Fill the blanks with the given flowers in the box. One is done for you.

Jasmine, Rose, chrysanthemum ,
Hibiscus, Lotus, Lily,
Wax flower, Marigold

Ex. 1. I like a Jasmine.

2. Krishna likes a _____

3. Madhu likes a _____

4. Latha likes a _____

5. Ramu likes a _____

6. Kavitha likes a _____

7. Murali likes a _____

8. Mohan likes a _____

Day 41, 42

Introducing - am, is, are

1 : Frame some meaningful sentences from the given table.

I	is are	a boy
you		a girl
He		a woman
She		a man
		a teacher

Ex : I am a boy.

2. _____

3. _____

4. _____

5. _____

2 : Fill in the blanks using am / is / are.

I _____ flying a kite.

You _____ flying a kite.

She _____ flying a kite.



HOME TASK

1 : Match the sentences with pictures.

They are farmers.



You are potter.



She is a nurse.



I am a teacher.



We are singers.



Introducing - have, has

1 : Frame some sentences using this substitution table. One is done for you.

I	have	a bike
We		a car
You		an auto
They		a lorry

Ex : I have a bike.

We _____

You _____

They _____

He	has	a scooter
She		a jeep
It		a horn
		a bus

He _____

She _____

It _____

2 : Look at the picture and write a sentence.

The boy _____



The girl _____

She _____



He _____

HOME TASK






1 : Frame some sentences using this table.

I	have	a bag	Ex:-I have a bag
We		a house	
You		a pen	
They		a car	

He	has	a dictionary	He has a dictionary
She		a rose	
It		a tail	
		a bicycle	

Introducing - vehicles

1 : Match the following.

- | | | | |
|------------|-----|---|---|
| 1. an auto | () | A |  |
| 2. a car | () | B |  |
| 3. a bus | () | C |  |
| 4. a lorry | () | D |  |
| 5. a jeep | () | E |  |
| 6. a train | () | | |

2 : Observe the pictures carefully and fill in




the blanks.

This is a _____ (car / jeep)

It has four _____ (wheels / horns)

It is white in colour.



This is an _____ (auto / lorry)

It has three _____ (wheels / horns)

It is yellow in colour.

HOME TASK

1. Look at the pictures and unscramble the word.



irtan _____



neroepla _____



ptlihecoer _____



tabo _____



phis _____

Day 47, 48

Introducing - A, an, the

1 : Fill in the blanks with a / an.

This is _____ ice cream.

This is _____ ink bottle.

This is _____ umbrella.

This is _____ bed.

This is _____ blackboard.

This is _____ door.

1 : Fill in the blanks with "the". One is done for you.

1. Ram is the tallest boy in the class.

2. Radha is _____ most beautiful girl.

3. Renuka is _____ wisest girl in the class.

4. Chandu is _____ shortest girl in the village.

5. Ramya is _____ cleverest girl in the street.

HOME TASK

1. Use the article "the" in the following blanks.



_____ Flute




_____ tabla




_____ sun



_____ moon



_____ Ramayana



_____ Bible

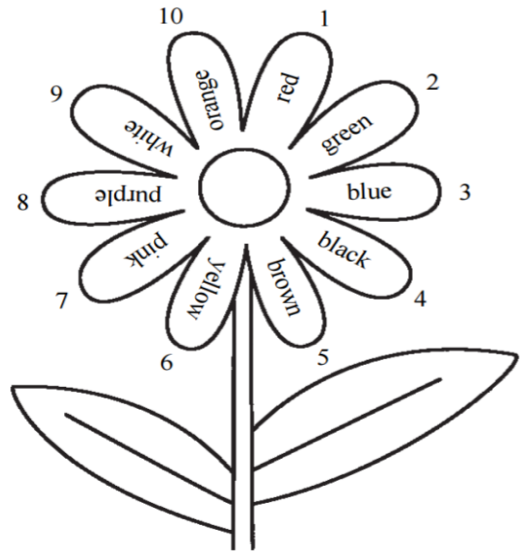


_____ Quran

Day 49, 50

Introducing - Colours

1. Colour the petals appropriately and write the colour words in the blanks



1. _____

2. _____

3. _____

4. _____

5. _____

6. _____

7. _____

8. _____

9. _____

10. _____

HOME TASK

1. Observe these letters carefully and colour them using hints.



Colour 'A's with green.

Colour 'R's with red.

Colour 'J's with yellow.

Colour 'Y' with blue.

Colour 'L' with brown.

Colour 'X' with black.

Colour 'M' with pink.

Colour 'T' with white.

Day 51, 52

Introducing - Prepositions

1 : Fill in the blanks with "of".

1. Leg of a chair.

2. Cap _____ a pen.

3. Trunk _____ an elephant.

4. House _____ Ramesh.

5. Pet _____ Gopi.

6. Daughter _____ Madhu.

2 : Fill in the blanks with "to".

7. David is going _____ church.

8. Sharma is going _____ hospital.

9. I gave a book _____ her.

3 : Fill in the blanks 10 to 11 with "from".

10. Ravi is suffering _____ fever.

11. Dinesh is coming _____ the shop.


4.: Fill in the blanks in the following clauses.

1. A cock sat _____ the box.
(on / in / under)



2. A pen is _____ the pocket.
(in / on / under)

3. A ball is _____ the table.
(under / in / on)



4. This is a trunk _____ an elephant.
(of / from / to)



5. John is going _____ church.
(to / of / in)



6. Rajesh is coming _____ the school.
(from / to / of)

HOME TASK

1 Frame some sentences from the table.

A cat	is	in	the ground
The children	are	on	the table
A dog		under	chair

1. _____

2. _____

3. _____

4. _____

5. _____

6. _____

Introducing - Professions

1 : Match the words with the pictures.

Soldier



Pilot



Mason



Plumber



Lawyer



Carpenter



2 : Fill in the blanks with correct words.

1. Makes chairs and tables

_____.



2. Builds houses

_____.



3. Mends shoes

_____.



4. Flies an aero plane

_____.

5. Protects boarder and fights for us

_____.



6. Pleads cases in court

_____.



3 : Observe the grid carefully and circle these words.

(Mason, lawyer, cobbler, plumber, pilot, soldier)

S	O	L	D	I	E	R
C	L	A	W	Y	E	R
O	B	O	R	R	A	E
B	M	A	D	H	U	B
B	S	U	D	A	N	M
L	S	I	R	I	S	U
E	P	I	L	O	T	L
R	M	A	S	O	N	P

HOME TASK

1. Rearrange the letters and get the right words.

1. soman _____.



2. diolser _____.



3. wlayre _____.



4. mbeplur _____.



Day 55, 56

Introducing - do, does, did

1 : Fill in the blanks using do / do not; does / does not; did / did not. One is done for you.

1. Do you watch TV serials ?

Yes, I do. No, I do not.

2. Do you cook food ?

Yes, I _____ No, I _____

3. Does Surekha clean the room ?

Yes, she _____ No, she _____

4. Does Ravi help others ?

Yes, he _____ No, he _____

5. Did you pinch Raghu ?

Yes, I _____ No, I _____

6. Did Gopi write a letter ?

Yes, he _____ No, he _____

2 : Supply do / does to the given subject.

1. They _____

2. She _____

3. I _____

4. We _____

5. He _____

6. It _____

HOME TASK

1 : Combine and write.

I	_____
We	_____
You	_____
He	_____
She	_____
It	_____
They	_____

2 : Frame some questions from the table.


where	did	you	go ?
what	do	they	do ?
how	does	he	come ?
when		she	

- _____
- _____
- _____
- _____
- _____


Day 57, 58

Introducing - Parts of the body

1 : Fill in the blank with the right number generally we have. One is done for you.


 _____ eyes

 _____ ears

 _____ fingers

 _____ toes

 _____ legs

 _____ hands

2 : Write the plural forms of the given words by adding 's'. One is done for you.

1. Cheek - Cheeks 6. Leg -- _____

2. Finger -- _____ 7. Hand -- _____

3. Lip -- _____ 8. Eye -- _____

4. Toe -- _____ 9. Ear -- _____



5. Thumb -- _____ 10. Knee -- _____

3 : Identify the picture and complete the word.

 Ch _ _ st 5.  th _ _ mb

 t _ _ _ th 6.  kn _ _ _

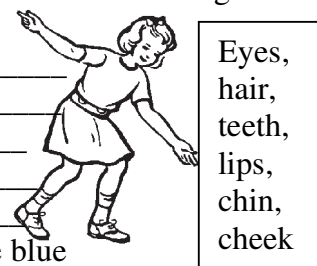
 sh _ _ _ lder 7.  t _ _ ngu _

 abd _ _ m _ _ n 8.  e _ _ r

HOME TASK

1. Fill in the blanks with the words given in the box.

chubby _____
 dimple _____
 rosy _____
 curly _____
 very fair _____
 _____ are blue
 lovely too...



Eyes,
 hair,
 teeth,
 lips,
 chin,
 cheek

Day 59, 60

Introducing - have, has, had

1 : Fill in the blanks with have / has.

I _____ a purse.
 You _____ a doll.
 She _____ a TV.
 He _____ bike.
 We _____ a bungalow.
 They _____ a pet.
 Surekha _____ a scooter.
 Raju _____ an auto.

2 : Frame some sentences using the following substitution table.

I		a T-shirt
we	have	a mobile
you	has	a pen
they	had	a bike
Madhu		a book
Janaki		a radio
Aruna		

- _____
- _____
- _____
- _____
- _____
- _____
- _____

HOME TASK

1. Fill in the blanks with have, has, had.

- I _____ a gold ring now, but last year I _____ a silver ring.
- Bhavani _____ short hair now, but in her college days she _____ long hair.
- Raja _____ five cars now, but earlier he _____ only one car.
- Sirisha _____ an LED TV now, but till last year, she _____ only black and white TV.

Day 61, 62

Introducing - Relations

1 : Write the words under correct headings.

Grandmother, uncle, father, sister
 brother, aunty, grandfather,

He

She

- | | |
|----------|----------|
| 1. _____ | 1. _____ |
| 2. _____ | 2. _____ |
| 3. _____ | 3. _____ |
| 4. _____ | 4. _____ |

2 : Identify the picture and complete the blank.

1. gr ____ ndf ____ th ____ r



2. gr ____ ndm ____ th ____ r



3. ____ ncl ____



4. br ____ th ____ r



5. f ____ th ____ r



6. m ____ th ____ r

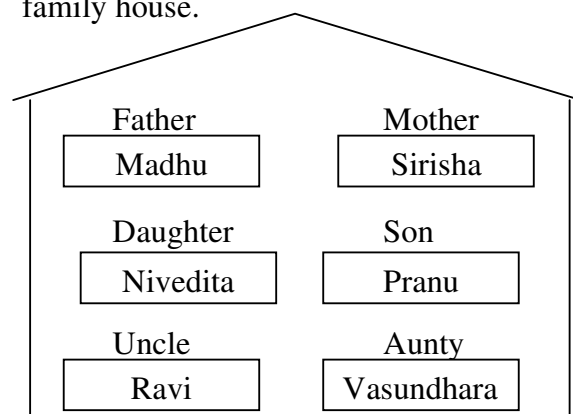


7. ____ ____ nty



8. s ____ st ____ r

3 : Fill in the blanks with the words from the family house.



1. Madhu is _____ the (father / mother) of Nivedita and Pranu.
2. Pranu is _____ the (brother / uncle) of Nivedita.
3. Nivedita is _____ the (sister / aunty) of Pranu.
4. Ravi is _____ the (brother / uncle) of Nivedita and Pranu.
5. Sirisha is _____ the (mother / sister) of Nivedita and Pranu.

HOME TASK

1 : Tick the correct spelling.

- | | |
|-------------------------------------|------------------------------------|
| 1. mather <input type="checkbox"/> | 2. fother <input type="checkbox"/> |
| mother <input type="checkbox"/> | father <input type="checkbox"/> |
| 3. brather <input type="checkbox"/> | 4. sister <input type="checkbox"/> |
| Brother <input type="checkbox"/> | sistar <input type="checkbox"/> |

2 : Write the names of your family members.

1. My grandfather : _____
2. My grandmother : _____
3. My father : _____
4. My mother : _____
5. My brother : _____
6. My sister : _____

2 : Make sentences from the table

what			
where	does	he	play ?
when			
why			

Day 63, 64

Introducing - What, where, when, why

1 : Answer the following questions.

1. What is your name ?

2. What is your father's name ?

3. What is your mother's name ?

4. What is your brother's name ?

5. What is your sister's name ?

6. What is your grandfather's name ?

7. What is your grandmother's name ?

2 : Answer to the questions (choose the suitable question word from the box given).

What, why, when, where

1. Here _____.
2. Now _____.
3. Sweets _____.
4. To study _____.

3 : Supply the suitable word in the blank.

What, why, when, where

1. Raja : _____ did you have in the breakfast ?
2. Srinu : I had chapathis.
3. Raja : _____ do you have general holiday ?
4. Srinu : On Sunday
5. Raja : _____ is Taj Mahal ?
6. Srinu : In Agra.
7. Raja : _____ did you come to school late ?
8. Srinu : I got stomachache.

HOME TASK

1 : Match the following.

- | | | |
|---------------------------------|-----|--------------------------------|
| 1. What is your father's name ? | () | A. Because he pinched me. |
| 2. Where do you live ? | () | B. I was born in Vijayawada. |
| 3. Where were you born ? | () | C. I live in Vijayawada. |
| 4. Why did you beat him ? | () | D. My father's name is Ramayya |

Day 65, 66

Introducing - Who, whome, whose, which

1 : Supply the suitable word from the box.

You, She, I

1. What is _____ ?
2. Who am _____ ?
3. Who are _____ ?

2 : Supply the suitable word from the box.

He, They

1. Whom do _____ like ?
2. Which book does _____ write ?
3. Whose pen does _____ use ?
4. Whose party do _____ attend ?

3 : Supply the suitable word from the box.

We, It

1. _____ are a small family.
2. _____ is a nice flower.
3. _____ are a nice family.
4. _____ is a beautiful flowers.

HOME TASK

1 : Make sentences from the substitution table.

I			
we	am	reading	newspaper
you	is	writing	a story
he	are	drawing	a picture
she		eating	a banana
it		drinking	a glass of water
they			

1. _____
2. _____
3. _____
4. _____
5. _____

Day 67, 68

Introducing - how, howmuch, howmany

1. How does she go to school ?

does she does he
do you do they

Note : Observe the above question and replace "does she" ... with other and get some new sentences (use help box)

2. _____ ?
3. _____ ?
4. _____ ?

2 : Frame some sentences using the following table.

	brothers	
How many		do you have ?
	sisters	

	Sugar	is there ?
How much		in the tin ?
	water	in the pot ?

Ex. 1. How many brothers do you have ?

1. How many _____ ?

Ex. 1. How much sugar is there in the tin ?

2. How much _____ ?

HOME TASK

1. Frame some questions from the substitution table.

How	do	they		
you	does	we	go	to school ?
		he		
		she		

1. _____
2. _____
3. _____
4. _____

3 : Match the answers with their questions.

How are you ?
How much does a dozen apple cost ?
How many students are there in your school ?
How do you do ?
How much does a kilo sugar cost ?
How many teachers are there in your school ?

Six teachers
100 rupees a kilo
How do you do ?
300 students
200 rupees
Fine, thank you.

Introducing - Places

1 : Match the things with the related places.

post office



market



police station



hospital




2 : Choose the right answer.


- Children go to _____
(school / market) to study.
- We buy vegetables at _____
(hospital / market).
- Ram bought postal stamps at _____
(school / post office).
- Christians worship at _____
(church / temple).
- Patients get treatment at _____
(hospital / school).

HOME TASK

1: Re-arrange the letters and get the words

1  hsc00 _____

2.  sphoita _____

3.  chuchr _____

4.  metple _____

5. usmoqe _____



6. stpo fofci _____



7. lipoce asttoni _____



8. rkmaet _____



2 : Write the word of the place that is related to the given person from the box.

Hospital, school, market,
post office, police station







Introducing - Places

1 : Fill in the blanks using the suitable word from the box. One is done for you.



The boy is brushing.



The kid is _____.



He is _____ a shirt.



She is _____.



The girl is _____.



The boy is _____.



They are _____ to school.

HOME TASK

1. Make sentences using the table.

I	am	brushing bathing eating wearing dress
---	----	--

- _____
- _____
- _____
- _____

He She	is	reading eating combing going walking
-----------	----	--

- _____
- _____
- _____
- _____
- _____

Introducing - Action words

[sit, stand, collect, clean, sing, draw, talk, write, read, walk, do, paste, erase...]

1 : Fill in the blanks using the suitable word from the box. One is done for you.

Wash, count, read, do, talk, sharpen...

Ex : Suma is washing her hands with soap.



The man is _____ books.



The girls are _____ books in library.



The kid is _____ maths sums on the blackboard.



The boys are _____ to each other.



The boy is _____ his pencil.

**HOME TASK**

1 : Make sentences from the table.

He She	is	sitting standing walking running talking washing speaking
-----------	----	---

- _____
- _____
- _____
- _____

We They	are	taking library books making much noise in the class learning additions colouring the pictures writing classwork listening to radio lessons going in a line to assembly
------------	-----	--

- _____
- _____
- _____

Day 75, 76

Introducing - Action words

[skip, jump, run, pull, play, throw, hop, kick, sing, dance, jog...]

1 : Fill in the blanks using the suitable word from the box. One is done for you.

throw, skip, hop, kick, pull, run

Ex : Sravan is throwing a javelin.



Srividya is _____.



Divya is _____.



Boy is _____ the ball.



The boys and girls are _____ rope.



Jishnu is _____ a ball into the basket.



HOME TASK

1 : Make sentences using the table.

I	am	playing
		jumping
He	is	hopping
		singing
She	is	dancing
		running

- _____
- _____
- _____
- _____

2 : Make sentences using the table.

We	are	playing kabaddi
		throwing ring / javlin
He	is	kicking football
		swimming
She	is	doing exercises
		jogging in the ground

- _____
- _____
- _____
- _____
- _____

Day 77, 78

Introducing - Action words

[dig, plant, water, cut, pluck, clean]

1 : Fill in the blanks using the suitable word from the box. One is done for you.

dig, plant, water, cut, pluck, clean

Ex : Sravan is digging the soil.



Srividya is _____ saplings.



Divya is _____ flowers.



Amrutha is _____ plants.



Raju is _____ grass in the school garden.



Harshini is _____ the school garden.



HOME TASK

1. Match the pictures with the right word.

digging



cleaning



planting



plucking



watering



cutting



Day 79, 80

Introducing - Action words

[*sleep, watch, snore, buy, sell, go, come, reach, study, listen*]

1 : Fill in the blanks using the suitable word from the box. One is done for you.

sleep, watch, snore, buy, sell,
go, come, reach, study, listen

Ex :The shopkeeper is selling
fruits.



The boy is _____ TV.



The boy is _____ to
market.



The girl is _____ home.



The girl is _____.



The boy is _____.



HOME TASK

1. Unscramble and get the word. One is done for you.

Ex. 1. IOGDN → DOING

2. IGNTAE → _____

3. TSUIYDGN → _____

4. EIPGSENL → _____

5. GWIAHNTC → _____

6. LISGLEN → _____

7. GRCIENAH → _____

8. NOICGM → _____

9. ONSGRIN → _____

10. IGNGO → _____

Day 81, 82

Introducing - Language functions

Greetings

1 : Fill in the blanks selecting the answers from the box.

Thank you, Happy Journey,
You are Welcome, Its all right

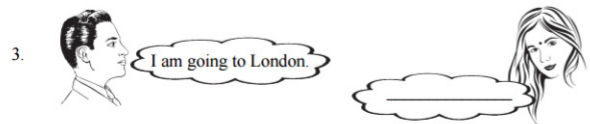
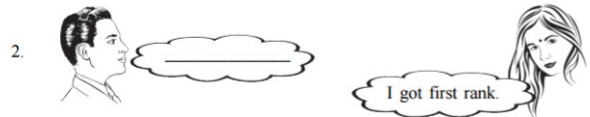
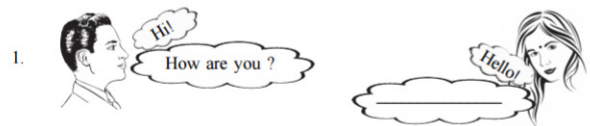
If your friend is going to Tirumala,
you say _____

If your brother helps you,
you say _____

If your friend gives you thanks,
you say _____

If your sister expresses to you sorry,
you say _____

2: Complete the role play with the suitable responses.



HOME TASK

1 : Write the responses.

1) How are you?

2) Wish you best of luck

2 : Write the other ways of wishing best of luck.

Introducing - Language functions

Birthday & Festival Greetings

1 : Frame sentences using the following table. One is done for you.

I	wish	you	a happy	New Year Birthday Independence day Republic day	Ex. I wish you a happy new year 1. _____ 2. _____ 3. _____
---	------	-----	---------	---	---

2: Fill in the blanks with appropriate replies.

Wish you a Happy Sankranthi : _____

Happy Ugadi : _____

Happy Christmas : _____

Happy Ramzan : _____

HOME TASK

1. Match the following.

A

1. How do you wish your friend on his / her birthday? ()
2. How do you wish your friend Ahmed on Ramzan? ()
3. How do you wish your friend John on Christmas? ()
4. How do you wish your teacher on Teacher's Day? ()
5. How do you wish your friends on Children's Day? ()

B

- a) Happy Children's Day.
- b) Happy Independence Day
- c) Happy Christmas.
- d) Happy Ramzan.
- e) Happy Birth Day.

INTRODUCE MYSELF

Hi! I am a
 My name is
 I am ---- years old.
 My date of birth is
 I am studying ---- class.
 My school name is
 My village name is
 My father name isHe is a.....
 My mother name isShe is a.....
 I have --- brother and --- sister.
 My brother ----is studying ---- class.
 My sister ----is studying ----class.
 My friends are
 I like reading books and love swim.
 I read story books.
 I am also interested at games, like
 My hobbies are
 I hate lazy fellows.
 I am afraid of snakes and wild animals.
 I want to become a

MY FAVORITIES

My name is
 My favorite food is
 My favorite game is
 My favorite color is
 My favorite hero is
 My favorite subject is
 My favorite teacher is
 My favorite T.V. show is ----.
 My favorite heroine is
 My favorite thing to do in school-----
 My favorite dish is
 My favorite drink is
 My favorite fruit is

Note:- This book has reduced { compiled } as minimum pages for the convenient of Xerox to supply(to enrich) each child.

yours
 P. Manohar Naidu,
 SGT,
 Chittoor (Dt)
 Ph No: 9491781106

Introducing - Description

1 : Observe the picture carefully and fill in the blanks:

It is a _____ (giraffe / Zebra)

It has a _____ (long neck / short neck)

It has _____ legs. (long/ short)

It has _____ (spots / stripes)



2 : Observe the picture carefully and fill in the blanks:

Answer the following questions and prepare a description with the answer.



What is it? _____

What is the colour of the ball? _____


How is the ball? _____

Whose ball is this? _____

What do you do with it? _____

3 : Observe the picture carefully and complete the description.

It is a Parrot.



HOME TASK

1 : Observe the picture carefully and fill in the blanks:

Answer the following questions and prepare a description with the answers



What kind of a tree is it? _____

Does it give shade or not? _____

Does it give fruit? _____

What does it exhale? _____

The Tree

1 : Observe the picture carefully and fill in the blanks:

Answer the following questions and prepare a description with the answers

What is the animal in this picture? _____

Where does it live? _____

Which animal looks like it? _____

Which colour stripes does it have? _____

Using the answers of the above questions prepare a description.



Introducing - Conversations

1 : Complete the following conversations.

Ashok : Good evening Sir !

Teacher : Good evening Ashok!

Ashok : I am going to a book shop.

Teacher : O.K., bye

Ashok : _____

Shopkeeper : _____

Ram : I want geometry box.

Shopkeeper : Which geometry box Natraj or Camlin?

Ram : _____

Shopkeeper : Hundred rupees.

Ram : Give me one box.

Shopkeeper : Here you are.

Uncle : What is your name my dear?

Girl : _____

Uncle : Nice, which class are you studying?

Girl : _____

Uncle : What is your school's name?

Girl : _____

Uncle : Very good, bye.

Girl : _____

HOME TASK

Exercise : Complete the following conversations

Eswar : _____

Teacher : come, Did you come to school yesterday?

Eswar : _____

Teacher : Why?

Eswar : _____

Teacher : How are you feeling now?

Eswar : _____

Teacher : Go and sit.

Eswar : _____

Shop keeper : Welcome, what do you want?

Nivedita : _____

Shop keeper : Hundred rupees a kilo.

Nivedita : _____

Shop keeper : Take these Oranges.

Nivedita : _____

Shop keeper : Thank you, visit again.

Introducing - Punctuation marks

1 : Place (.), (,), (!) marks appropriately at the end of the following sentences.

Close the door _____

What is your surname _____

How long queue it is _____

Madhu is a good boy _____

2 : Match the following:

To end a question (.)

To separate words / sentences (!)

To end an exclamation (,)

To end a statement (?)

HOME TASK

1 : Make necessary corrections of the underlined parts.

1. pranathi is a wise girl .

2. What is nivedita'sfather _

3. what a genius bhaskar is ?

4. madhu _gopi _ ashok and Yuga are friends.

2 : Write the correct punctuations mark in the boxes.

1. The Sun sets in the west

2. Do you like sweets

3. How old are you

4. How stupid he is

Note:- This book has reduced { compiled } as minimum pages for the convenient of Xerox to supply(to enrich) each child.

yours
P. Manohar Naidu,
SGT,
Chittoor (Dt)
Ph No: 9491781106